

Spare part list

Smart Lift®



Model/type:

SL 280 Standard


Smart Lift
DENMARK

N.A. Christensensvej 39, DK-7900 Nykøbing Mors
Tel.: +45 97 72 29 11 Fax: +45 97 72 39 11
E-mail: smart@smartlift.dk; www.smartlift.dk

Contents


1.0 - Vacuum pads and traverse	3
1.1 - Vacuum tubes and valves	4
1.2 - Vacuum pumps, valves, filters etc.....	5
2.1 - Controller, main fuse etc.....	6
2.2 - Drive handle	6
2.3 - Steering.....	7
3.0 - Power supply, battery and charger	7
4.0 - Remote control.....	8
5.0 - Outside cover	8
6.0 - Actuators	9
7.0 - Main boom	9
7.1 - Tilt function	10
8.0 - Counter weights, Support legs	10
9.0 - Safety and signaling equipment	11
10.0 - Electrical cabinet	12

1.0 - Vacuum pads and traverse

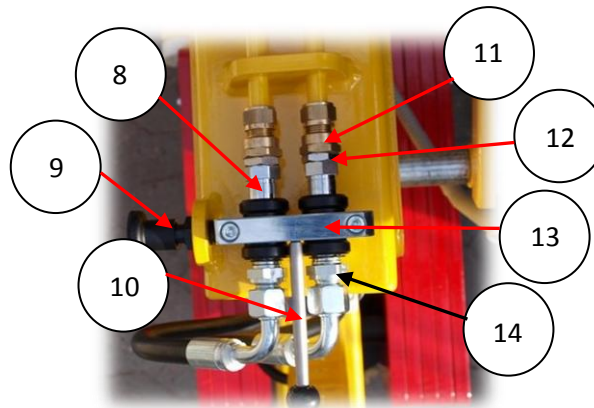


Pos	Part number	Description	Qty.
1	001028	Main beam	1
2	010155	Castle nut M24	1
3	010182	Split, ring lock	1
4 (inside)	010469	Bearing (6005.2 RS WD)	2
5	001027	Traverse	2
6	010404	Ø300mm Pad	4
7	011033	Nipple	4
8	001003	Pad adapter 50x50	4
9	010140	Spring	4
10	011039	Hand screw Ø63	6
11	010190	End cap 50mm	2
11a	010191	End cap 40mm	4
12	001163	Parts for rotating lock	1 set

1.1 - Vacuum tubes and valves




Pos	Part number	Description	Qty.
1	001013	Vacuum hose 1000mm, blue	2
2	001012	Vacuum hose 1000mm, red	2
3	010219	T-fitting	2
4	001008	Spiral hose, red	1
5	001009	Spiral hose, blue	1
6	010410	Rectus quick connector 3/8"	2
7	001100	Hose 438mm black	2



Pos	Part number	Description	Qty.
8	010222	Slide valve VCS	2
9	011036	Positioning Bolt	1
10	011037	Handle for slide valves	1
11	010225	Fitting	2
12	001015	Twin parts	1 set
13	010424	Fitting	2
14	010225	Fitting	2

1.2 - Vacuum pumps, valves, filters etc.



Pos	Part number	Description	Qty.
1	010086	Vacuum gauge	2
2	010216	Filter	2
3	010416	Check valve	2
4	010088	Vacuum pump 007 BDC	2
5	010223	Noise reducer	2
6	010097	Cable	2
7	010098	Vacuum guard	2
8	010599	Yellow lamp	1
9	010600	Buzzer, acoustic alarm	1

Relays for the vacuum pumps is placed in the electrical cabinet, see chapter 10.0

2.0 - Wheels and drive motor




Pos	Part number	Description	Qty.
0	010001	Wheel /Motor 700W	1
1	010730	Brake	1 set
2	010430	Wheel	2
3	010754	Cap	2

2.1 - Controller, main fuse etc.




Pos	Part number	Description	Qty.
1	010079	Motor controller 24V 110A	1
2	010253	Fuse socket	1
2a (inside 2)	010250	Fuse 80 amp	1
3	010252	Fuse socket	1
3a (inside 3)	010255	Fuse 30 amp	1

2.2 - Drive handle




Pos	Part number	Description	Qty.
1	010258	Latched rocker 1-2	2
2	010084	Accelerating handle (Pot.m.)	1
3	010208	Belly button	1
4	010861	Rubber handle	1

2.3 - Steering




Pos	Part number	Description	Qty.
1	001097	Steering arm	1
2	010183	Feather key	1
3	010460	Screw M12x140	1
4	010520	Thrust bearing (51103)	1
5	010183	Spring 8x7x25	1
6	010395	Bronze bushings Ø25	2
7	001025	Rear wheel suspension	1

3.0 - Power supply, battery and charger



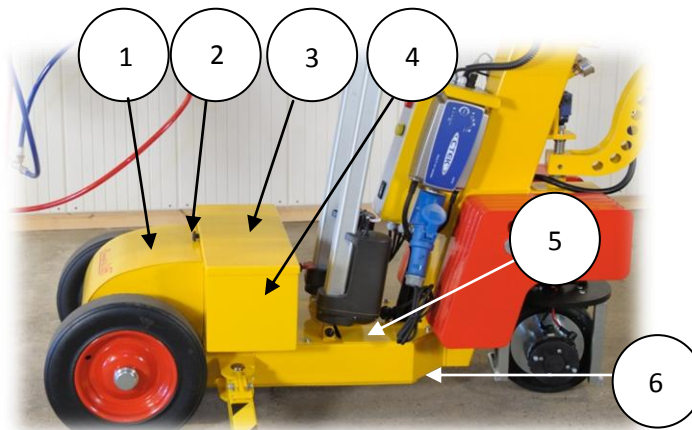
Pos	Part number	Description	Qty.
1	010081	Battery 56219 - 12V	2
2	010433	Cable 16mm ² red	X m
3	010276	Pole shoe, positive	2
4	010278	Pole shoe, negative	2
5	010432	Cable 16mm ² black	X m
6	010196	Emergency stop Switch	1
7	010083	Battery charger	1
8	010099	Battery indicator	1
9	010204	Power connector	1
10	010198	Power cable EC	1
11	010259	Main switch	1
11a	010260	Key for main switch	1

4.0 - Remote control




Pos	Part number	Description	Qty.
1	010005	Remote handle	1
2 (Under 1)	010095	Magnet	1
3	001026	Adapter for remote control	1

5.0 - Outside cover



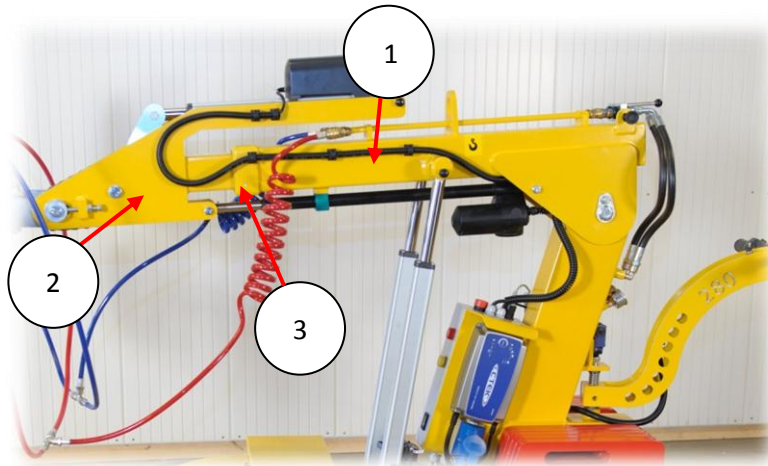
Pos	Part number	Description	Qty.
1	001150	Front cover	1
2	011035	Finger screw	3
3	001095	Top cover, battery box	1
4	001151	Battery box	1
5	001152	Top cover	1
6	001153	Bottom cover	1

6.0 - Actuators



Pos	Part number	Description	Qty.
1	010013	Actuator, tilt	1
2	010015	Actuator, telescoping	1
3	010010	Actuator, Lift	2
4	010014	Actuator, side shift	1

7.0 - Main boom



Pos	Part number	Description	Qty.
1	001154	Main boom	1
2	001155	Mechanical telescoping	1
3 (Inside)	001110*	PA Non friction set	1


*OBS! Please measure the thickness before ordering, because some of the parts can be made in oversize.

Normal set is:

2 pc 4x100x800mm (010548)


2 pc 5x100x800mm (010546)

7.1 - Tilt function




Pos	Part number	Description	Qty.
1	001029	Pull Bar with cogwheel	1
2	010471	Chain 16BDC	0,6m
3	010124	Chain Collector 16BDC	1
2+3	001127	Chain + Collector	1 sæt
4	011038	Positioning Bolt	1
5	011034	Lock nut	1
6	001002	Swivel Head w. cogwheel	1
7	001019	Swivel	1

8.0 - Counter weights, Support legs




Pos	Part number	Description	Qty.
1	011021	Counter weight 18,4 kg	10
2	001156	Support leg	2
3	010139	Support wheel	2
4	010338	Lock	2
5	010141	Spring for lock	2 set
6	011022	Shaft + lock rings	2 set

9.0 - Safety and signaling equipment



Pos	Part number	Description	Qty.
1	010196	Load switch/limiter	1
2	010592	Emergency stop	1
3	010599	Lamp, yellow	1
4	010600	Buzzer, acoustic alarm	1
5	010012	Switch for imbalance	2
6	001005	Foot protection	1

10.0 - Electrical cabinet



Pos	Part number	Description	Qty.
0	010007	Cabinet as photo	1
1	010591	Socket for remote cont.	1
2	010598*	20a circuit card, actuator	2
3	010603	Relay, Vacuum	2
4	010758	Circuit card f. DB actuator	1
5	010592	Emergency switch	1
6	010599	Socket for lamp	1
7	010600	Buzzer, acoustic alarm	1
8	010598*	10a circuit card, actuator	1
9	010099	Battery indicator	1 Not shown in photo

*OBS! Pos 2 and 8 is the same circuit card, but the software inside the circuit card is different. When you order, please inform us, which function the circuit card shall control.